

Tourism Key Indicators

October 2024

Foreign Currency Income from Tourism

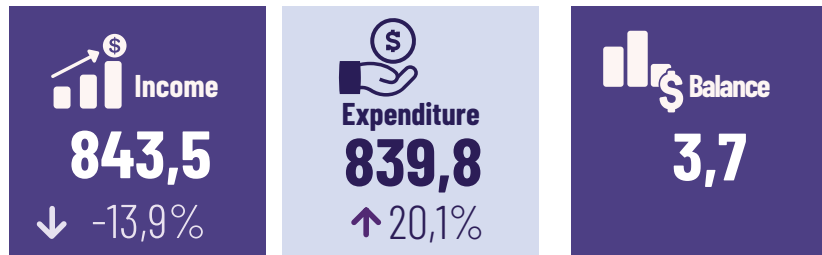
I Semester 2023 - 2024



*Decrease of USD -136,3 mill.

Tourism Balance (I Semester 2024)

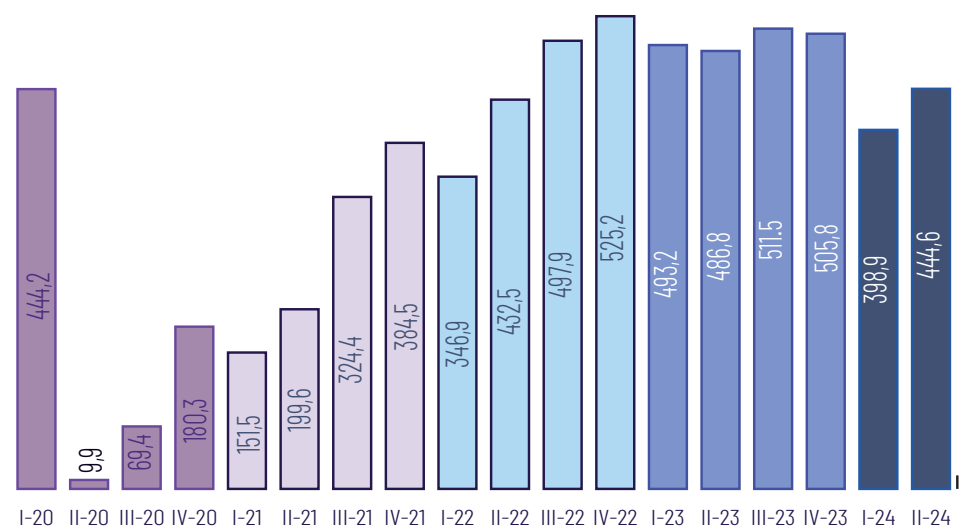
Millions USD.



Source: Central Bank Of Ecuador

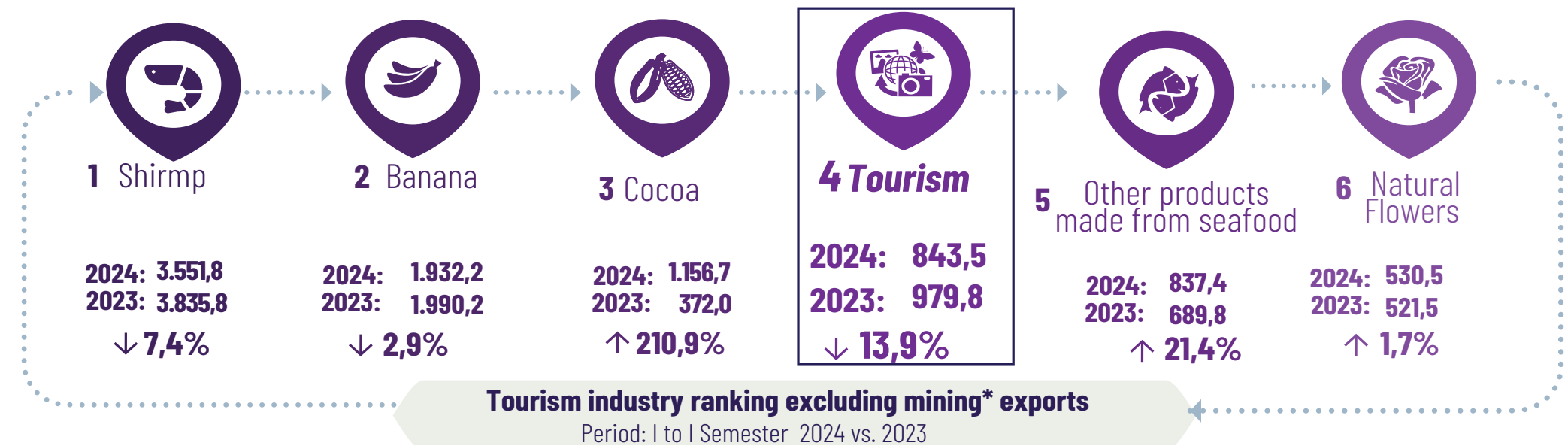
Foreign Currency Income 2020 - 2024

Quarterly (Millions USD.)



Source: Central Bank of Ecuador - Balance of Payments.

Note: Includes travel account and passenger transportation by air.

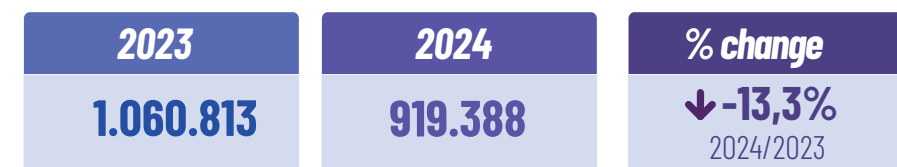


Source: Exports by Main Product, Quarterly Bulletin of Balance of Payments - Central Bank of Ecuador
Note: *Mining = Mines and Oil

International Tourism Arrivals

January - September 2024

Non-resident travelers



Ranking by country of residence

Position	Country of Residence	Arrivals	Participation %
1.	United States	360.972	39,3%
2.	Colombia	129.739	14,1%
3.	Spain	80.826	8,8%
4.	Peru	71.273	7,8%
5.	Chile	22.414	2,4%
6.	Canada	22.142	2,4%
7.	China	18.359	2,0%
8.	Mexico	18.256	2,0%
9.	Germany	17.000	1,8%
10.	United Kingdom	16.918	1,8%
	Other countries	161.489	17,6%
	Total	919.388	100,00%

Source: National Institute of Statistics and Census - 2023
Ministry of the Interior - Provisional data for years 2024.
Note: Includes all means of transportation: air, waterway, land.

Sales in Tourism Activities

Annual 2022- 2023



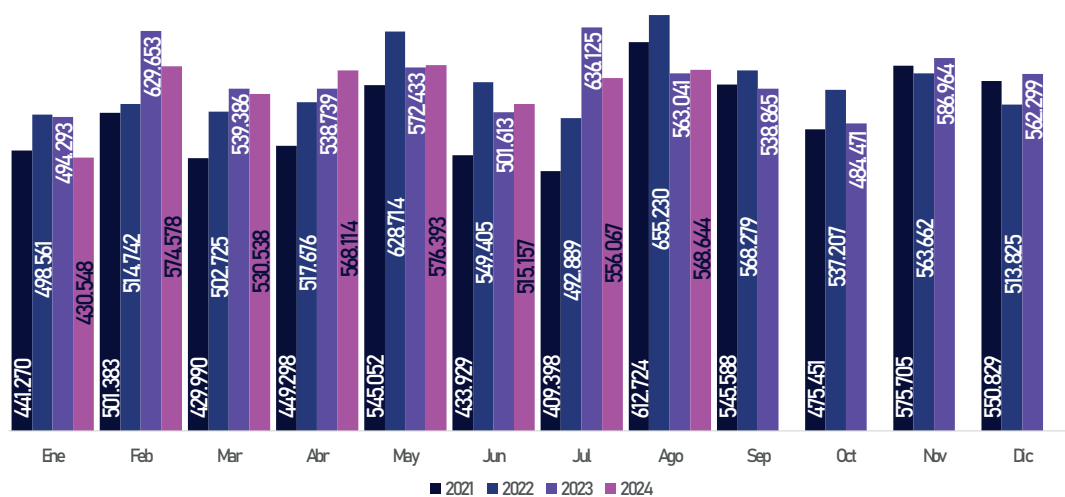
January - August 2023 - 2024



Source: SRI - SAIKU (F104), downloaded on 16/10/2024

Employment in tourism-related activities 2021-2024

(accommodation and food services)



YoY Variation

	jan	feb	mar	apr	may	jun	jul	ago	sep	oct	nov	dec
23/22	-0,9%	22,3%	7,3%	4,1%	-9,0%	-8,7%	29,1%	-14,1%	-5,2%	-9,8%	4,1%	9,4%
24/23	-12,9%	-8,7%	-1,6%	5,5%	0,7%	2,7%	-12,6%	1,0%				

Source: INEC (Employment, Unemployment and Underemployment Survey.)
Note: Includes tourist and non-tourist employment